

Equilibrium, Kinetics and Thermodynamics of the Bleaching of Palm Oil Using Activated Nando Clay

Nwabanne, Joseph T.¹, Onu, Chijioko E.^{2*} and Nwankwoukwu, Okwudili C.¹

¹Department of Chemical Engineering, Nnamdi Azikiwe University, P.M.B. 5025 Awka, Anambra State, Nigeria.

²Department of Chemical Engineering, Chukwuemeka Odumegwu Ojukwu University, P.M.B. 02 Uli, Anambra State, Nigeria.

Authors' contributions

This work was carried out in collaboration between all authors. Authors NJT and OCE designed the study. Author NOC managed the literature searches. Authors OCE and NOC carried out the experiments. All authors contributed in performing the analysis, kinetics and thermodynamics studies of the work. Authors NJT and OCE wrote the first draft of the manuscript. All authors read and approved the final manuscript.

Article Information

DOI: 10.9734/JERR/2018/v1i39855

Editor(s):

(1) Dr. David Armando Contreras-Solorio, Professor, Academic Unit of Physics, Autonomous University of Zacatecas, Mexico.

Reviewers:

(1) Francis K. Attiogbe, University of Energy and Natural Resources, Ghana.

(2) Julian Cruz-Olivares, Autonomous University of State of Mexico, Mexico.

Complete Peer review History: <http://www.sciencedomain.org/review-history/25522>

Original Research Article

Received 21st April 2018

Accepted 29th June 2018

Published 12th July 2018

ABSTRACT

The effectiveness of Nando clay in the bleaching of palm oil was studied in this work. The clay was prepared by activating it with hydrochloric acid. The bleaching was carried out at different temperatures, adsorbent dosage and particle sizes. The result suggests that increase in temperature and adsorbent dosage increases the bleaching efficiency while the increase in particle size decreases the bleaching efficiency. Both the pseudo-first-order and the pseudo-second-order kinetic models describe efficiently the experimental data of the bleaching process. Intra-particle diffusion though involved in the adsorptive bleaching mechanism, is not the sole rate-limiting step in the bleaching of palm oil with activated Nando clay. The equilibrium data were described better by Langmuir and Freundlich models. The enthalpy, entropy and activation energy were determined to be 6.127 KJ/mol, 3.982 KJ/mol and 15.281 KJ respectively. The free energy was found to vary between- 3.999 to- 3.760 KJ/mol. The result indicates that bleaching efficiency of up to 96% can be obtained with the activated clay as an adsorbent.

*Corresponding author: E-mail: onuchijioke894@gmail.com;

Keywords: Nando clay; palm oil; adsorption; bleaching; isotherm; kinetics.

1. INTRODUCTION

Palm oil is one of the numerous products that can be obtained from the oil palm fruit. The oil palm fruit is made up of an outer skin (the exocarp), a pulp (mesocarp) containing the palm oil in a fibrous matrix; a central nut consisting of a shell (endocarp); and the kernel, which itself contains an oil, quite different to palm oil, resembling coconut oil [1]. Crude palm oil is one of the major agricultural products for which Nigeria is well known for. Palm oil is well known for its domestic and industrial applications. In homes, palm oil is a major cooking ingredient used in preparing different kinds of delicacies. It is used also in making soap. In most households in Nigeria, it serves as a remedy for a cough and as an initial treatment when poisonous substances are ingested. Industrially, it serves as one of the raw materials in preparing some products such as margarine, detergents, lubricants, cosmetics and production of biofuel [2,3]. Medically, palm oil is important in the reduction of both blood pressure and the risk of arterial thrombosis [4,5].

Palm oil is rich in carotenoids, (pigment found in plants and animals) from which it derives its deep red colour. It also contains glycerides of the saturated fatty acid hence it is viscous semi-solid, even at tropical ambient and a solid fat in temperate climates. The presence of carotene, fatty acids, impurities etc has been found to limit its usage both domestically and industrially. Hence, one of the steps in the refining of oil involves the removal of these substances in the process of adsorptive bleaching to improve the stability, appearance and the sensory quality of the palm oil.

Bleaching is an adsorption process which involves the use of adsorbents in removing undesirable oil components [6]. It is based on the ability of an adsorbent to preferentially concentrate specific substances from solutions onto their surfaces. In Nigeria, most of these adsorbents are usually imported as fuller earth and activated carbon but the recent drive of the Federal government to reduce importation and increase the use of locally sourced materials have led to increased research on substitutes for these adsorbents [1].

Clay is abundant in large deposit in most parts of Nigeria. Clay is readily available in large quantity

and its potentials have not been clearly defined and put into proper use. It has been proved that the adsorbing capacity of clay can be increased by activating the clay. Clays are non-renewable resources. Different clays in Nigeria, have been studied in recent times for their bleaching abilities [7,8,9]. So far, there has been no record of Nando clay being used in bleaching studies though it has a large deposit in Nigeria. Its potentials have not been fully utilized. Hence, this present study is aimed at studying the potentials of Nando clay in bleaching of palm oil.

2. MATERIALS AND METHODS

The natural clay sample was obtained from Nando village (6.3 N, 6.9 E) in Anambra state, Nigeria. The palm oil was sourced from oil processing plant in Awka, Anambra State. The distilled water, phosphoric acid, sodium hydroxide used were all of the analytical grade.

2.1 Acid Activation of the Clay

The clay was activated according to the method used by Onu and Nwabanne [10]. The clay material was first prepared for activation by drying it under the sun at an ambient temperature of 35°C to make it amenable to grinding. The clay sample was then reduced to small size by grinding with a laboratory mortar and pestle and sieved to a particle size of 300 µm. 50 g of the clay sample was mixed with 250ml of the prepared hydrochloric acid. The resulting suspension was heated on a magnetically stirred hot plate at a temperature of 98°C for 2.0 hours. After cooling, the clay and acid were separated by pouring the resulting slurry in a Buchner funnel with a filter paper to aid the separation. The clay residue was washed free of the acid several times with distilled water until a neutral point is obtained with pH meter. The clay was then dried at a temperature of 110°C for 3 hours, then ground again using laboratory mortar and pestle, sieved at different sizes.

2.2 Bleaching Process

The crude palm oil was first degummed using phosphoric acid and distilled water and then neutralized using sodium hydroxide according to the method of [1].

The absorbance of the unbleached oil is measured (A_0). 100 ml of the degummed and

neutralized oil was then poured into a 500 ml pyrex beaker which was then placed on a magnetic hot plate set at an appropriate temperature. After about 20 minutes when the temperature has stabilized, measured quantity of the activated clay is introduced into the beaker. At regular time intervals, little quantity of the oil is withdrawn and the absorbance measured (A_t). This continues till when there is no significant change in the absorbance value with respect to time. The absorbance is measured using UV spectrophotometer at 445nm using the method of [11,12,13].

The efficiency of the bleaching process is measured in terms of the absorbance and expressed as a percentage using equation (1).

$$\text{Adsorptive bleaching efficiency} = \frac{A_o - A_t}{A_o} \times 100 \quad (1)$$

Where A_o is the absorbance of unbleached oil, A_t is the absorbance at time t .

The bleaching process was carried out at different adsorbent dosages (0.5 g, 1.0 g, 1.5 g and 2.0 g), different temperatures (70, 80, 90, 100, 110 C) and different particle sizes (600 μm , 300 μm , 150 μm , and 75 μm).

2.3 Physical Properties

Some of the physical properties of the clay were determined by the method of [10].

2.4 X-Ray Fluorescence (XRF)

The Mini pal 4 version (PW 4030 X-ray Spectrometer) was used in the analysis. It is an energy dispersive microprocessor controlled analytically and designed for the detection and measurement of elements in a sample (solids, powders and liquids), from sodium to uranium. The sample for analysis was weighed and grounded in an agate mortar and a binder (PVC dissolved in Toulene) was added to the sample, carefully mixed, and pressed in a hydraulic press into a pellet.

The pellet was loaded in the sample chamber of the spectrometer and voltage (30 KV maximum) and a current (1 mA maximum) was applied to produce the X-rays to excite the sample for a preset time (10 mins in this case). The spectrum from the sample was analyzed to determine the

concentration of the elements in the sample and percentage composition.

2.5 Kinetics and Isotherm Studies

Standard linear form of some kinetic models and isotherm models were used to describe the adsorptive bleaching process [14].

2.6 Thermodynamics Studies

These thermodynamic properties were determined by applying the relations

$$\Delta G^\circ = -RT \ln K_L \quad (2)$$

$$\ln K_L = \frac{\Delta S^\circ}{R} - \frac{\Delta H^\circ}{RT} \quad (3)$$

Where ΔG° is the standard free energy change (J/mol), R is the universal gas constant (8.314 J/mol K), K_L is the Freundlich constant and T is the absolute temperature (K).

3. RESULTS AND DISCUSSION

3.1 Physical Properties

Table 1 shows some of the physical properties of Nando clay both before and after activation. The surface area increased from 194 to 541 m^2/g after activation. One of the major aims of activation is to increase the surface area of the adsorbent.

The pH of the clay became acidic after activation. This is probably because the acid that was used in the activation penetrated into the pores of the molecules of the clay. This was reduced to almost neutral when the activated clay was washed several times with distilled water.

The moisture content and the ash content decreased after activation. The moisture content measures the quantity of moisture in the clay while ash content measures the organic content in the clay

Table 1. Physical properties of the clay

Parameter	Unactivated NC	ANC
Surface Area (m^2/g)	194	541
pH	8.3	4.4
Moisture content (%)	13.2	11.3
Ash content (%)	25.00	14.81

3.2 X-ray Fluorescence (XRF)

The mineral oxides present in the clay were determined using the XRF analysis. The result indicates that Nando clay has a high silicon oxide content as seen in Table 2. Other oxides with high concentrations were aluminium oxide and iron II oxide. [11] got similar results with Nteje clay. There were also traces of other oxides such as oxides of calcium, zinc, nickel, and copper among others.

Table 2. Result of XRF analysis of nando clay

Chemical composition	Natural nando clay (%)	Activated nando clay (%)
SiO ₂	58.89	67.41
Fe ₂ O ₃	10.11	5.90
Al ₂ O ₃	23.7	17.89
CaO	2.08	0.91
MgO	1.03	0.43
K ₂ O	0.12	0.04
TiO ₂	5.88	3.02
CaO	0.18	0.09
MnO	0.061	0.041
V ₂ O ₅	0.24	0.11
Cr ₂ O ₃	0.089	0.064
ZnO	0.010	0.002
NiO	0.026	0.004
CuO	0.039	0.006
LOI	4.14	2.34

3.3 Batch Studies

The batch studies were carried out to determine the effects of contact time, particle size,

adsorbent dosage and temperature on the bleaching efficiency.

3.3.1 Effects of contact time on bleaching efficiency

The bleaching efficiency of the adsorbent was observed to have increased very fast in the first 20 minutes and then gradually slowed down as seen in Fig.1. This can be attributed to the vast surface sites at the initial stage of the bleaching process. After the initial rapid adsorption of the carotene pigments, the bleaching efficiency increased at a much slower rate until it became steady. This is probably because the number of vacant sites was gradually reduced as the bleaching process progresses. This trend is in agreement with the reports of some researchers [6,12,13].

3.3.2 Effect of temperature and dosage on bleaching efficiency

Increase in temperature was found to increase the bleaching efficiency though the rate of the increase is small with respect to the temperature increase (Fig. 2). This is due to the increased kinetic energy of the molecules which leads to increase in the adsorption of the pigments. Also increase in temperature promotes better access to the adsorption sites in the adsorbent [12]. It has been reported that increase in temperature results in a decrease in the oil viscosity. This results in better dispersion of the adsorbent particles, improved adsorbent-oil interactions and also less resistance to flow [1].

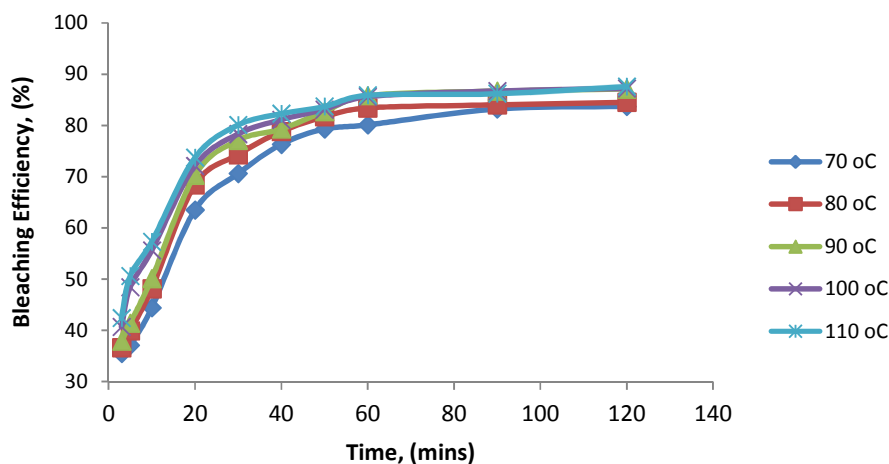


Fig. 1. Effect of time on the bleaching efficiency of palm oil

The bleaching efficiency increased as the temperature increased from 70°C to 100°C. Between 100°C and 110°C, the increase in the bleaching efficiency was not significant and beyond 110°C, the bleaching efficiency starts to decrease. [14] reported that this trend is as a result of the undesirable structural changes of the oil molecule through oxidation degradation and isomerization. [1] reported a similar trend. Further increase in temperature was observed to darken the color of the bleached oil.

The adsorbent dosage also varied from 0.5 g to 4.0 g. The increase in bleaching efficiency as the adsorbent dosage increased is as a result of an increase in the number of active sites available for adsorption [6]. It was observed that using adsorbent dosage above 1.5 g result in an only slight increase in the bleaching efficiency. Therefore, such increase in adsorbent dosage is not economical. [14] explained that this may be due to the complete adsorption of the color

pigments to the available active sites on the adsorbent.

3.3.3 Effect of particle size on bleaching efficiency

The bleaching efficiency was observed to have an inverse relationship with the particle size hence, as the particle size increased, the bleaching efficiency decreased. This could be attributed to the larger surface area available for contact on the surface of the adsorbent which then results in an increase in the number of active sites hence, the rate of adsorption of the colour pigments increases resulting to increase in the bleaching efficiency [14]. As the particle size decreased, there was a subsequent increase in the surface area, pore volume and pore size of the particles. This is because the reduced particle size creates more adsorption sites/cation exchange sites that are exposed to the adsorbate.

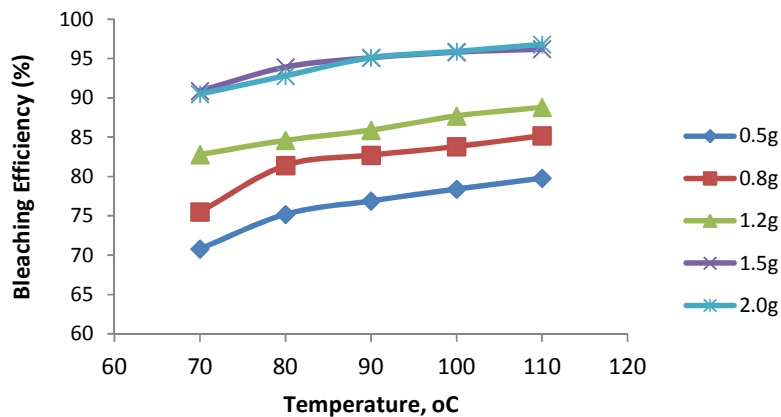


Fig. 2. Effect of temperature and dosage on the bleaching efficiency of palm oil

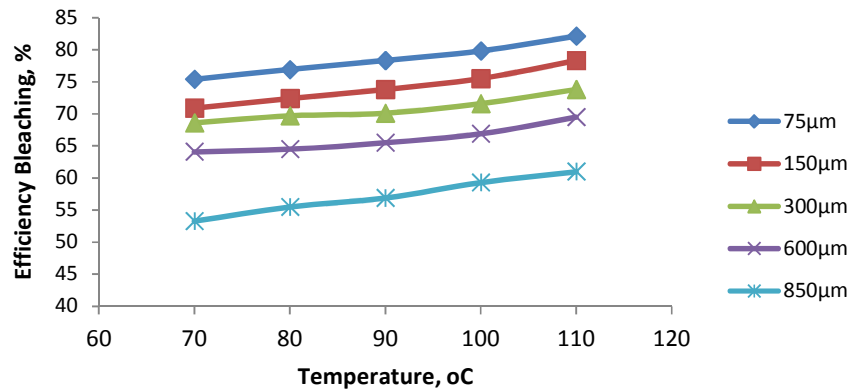


Fig. 3. Effect of particle size on the bleaching efficiency of palm oil

3.4 Properties of the Palm Oil

Both the unbleached and the bleached palm oil were analyzed to determine its properties (Table 3). The moisture content, free fatty acid, and viscosity decreased after the bleaching on account of the heat that was used in the bleaching process. A low value of the moisture content prevents the free fatty acid from increasing through autocatalytic reactions [2]. The low value of the moisture content is responsible for the low free fatty acid. The low value of the free fatty acid also suggested that the crude palm oil used was fresh while the saponification value of 185 – 200 mgKOH/kg indicated that the palm oil can actually be used in manufacturing soap. The iodine value (less than 125) showed that the palm oil is a non-drying oil [6].

3.5 Kinetic Models

The kinetic of sorption reveals the solute uptake rate of the reaction. It is one of the important characteristics in defining the efficiency of adsorption [15].

3.5.1 Pseudo-first order kinetic model

The Pseudo-first order rate expression is given as:

$$\ln(q_e - q_t) = \ln q_e - K_1 t \quad (2)$$

Where q_e and q_t are the amounts of carotene adsorbed at equilibrium time and at any time t , respectively (mg/g), K_1 is the Pseudo-first order adsorption rate constant (min^{-1}), and t is the contact time (min). Plots of $\log(q_e - q_t)$ against t in Fig. 4 were used to express the pseudo-first-

order at different temperatures from where q_e and K_1 were evaluated from the slope and intercept respectively. The correlation coefficient values (R^2) were all greater than 0.99 indicating good correlation. The calculated q_e was found to be close to the experimental q_e . It has been reported that if the values of q_e calculated were not very close to the experimental value of q_e , the adsorption is assumed not to have followed the kinetic model even if it has a high correlation coefficient R^2 value [16].

3.5.2 Pseudo-second order kinetic model

The linear form of the pseudo-second order expression is:

$$t/q_t = 1/K_2 q_e + t(1/q_e) \quad (4)$$

Where q_e and q_t are the amounts adsorbed at equilibrium time and at any time t respectively (mg/g), K_2 is the Pseudo-second order adsorption rate constant (g/mgmin), and t is the contact time (min). The Pseudo-second order rate constant K_2 , and q_e for all adsorbents at different temperatures were determined from the slope and intercept of the plot of t/q_t versus t in Fig. 5.

The correlation coefficient R^2 has very high values of greater than 0.99 for the adsorbent. This suggests a very good correlation of the bleaching process with these adsorbents. Equally, the values of the calculated equilibrium adsorption capacity (q_e) were very close to the experimental values. Therefore, the Pseudo-second-order model is satisfactorily applicable to the bleaching of palm oil using these adsorbents.

Table 3. Properties of the palm oil

Property	Unbleached palm oil	Bleached palm oil
Moisture content (%)	3.03	1.74
Free fatty acid (%)	4.96	2.50
Iodine value (g/100 g)	77	55.2
Saponification value (mg/g)	185	200
Peroxide value (mol/kg)	7.30	1.09
Refractive Index	1.50	1.07
Density (g/cm^3)	0.91	0.68
Colour	Orange Red	Orange Yellow
Viscosity	11.80	5.80

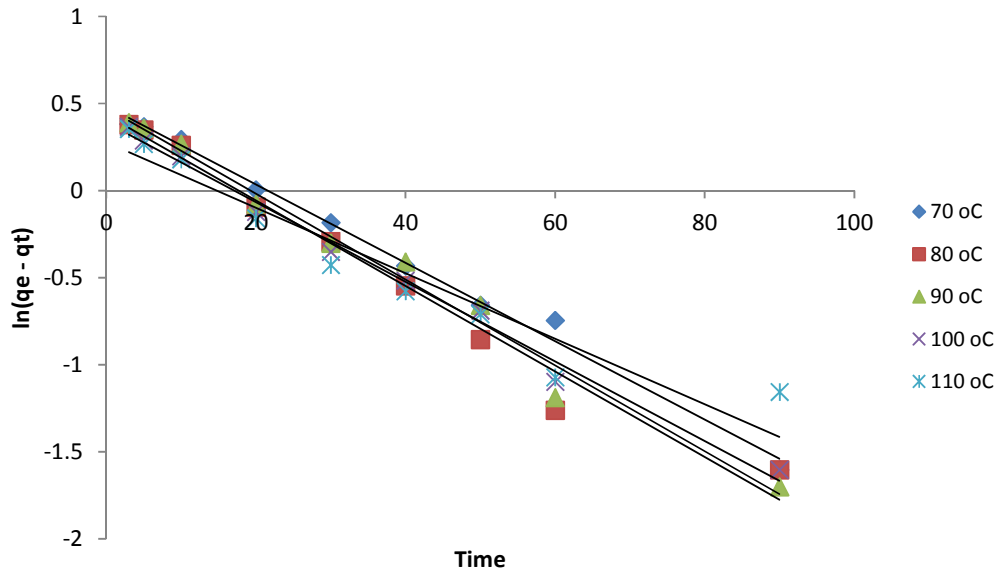


Fig. 4. Pseudo first order kinetic plot

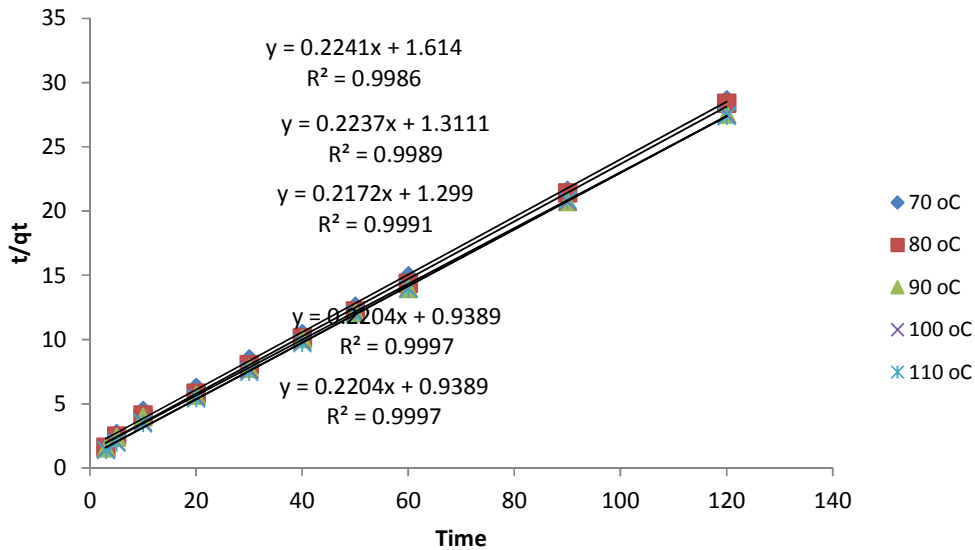


Fig. 5. Pseudo-second order kinetic model

3.5.3 Intra-particle diffusion kinetic model

$$q_t = K_d t^{0.5} + \epsilon \tag{5}$$

The most commonly used technique for identifying the mechanism involved in the adsorption process is the intra-particle diffusion plot which expresses the relationship between the adsorption capacity (q_t) at time $t^{1/2}$. The intra-particle diffusion equation is as expressed in equation 5. [17].

Where q_t is the amount adsorbed at time t (mg/g), K_d is the rate constant of the intra particle transport (g/mg/min), ϵ is the equilibrium concentration associated with boundary layer thickness (mg/l), and t is the contact time (min). The intra-particle diffusion rate constants, K_d , and ϵ for all adsorbents at different temperatures

were determined from the slope and intercept of the plot of q_t versus $t^{0.5}$.

If the linear plot of q_t versus $t^{1/2}$ passes through the origin, then the intra-particle diffusion will be the sole rate-limiting process [18]. The rate-limiting step is the slowest step of the process where the boundary layer of solute is adsorbed on the solid surface from the bulk of the solution in a batch process [19]. The linear lines did not pass through the origin due to the difference in mass transfer rate from the initial to the final stage of adsorption. The deviation of the linear lines from the origin indicates that intra-particle transport is not the sole rate-limiting step.

3.6 Isotherm Studies

The adsorption isotherm is a relationship between the amount of a substance removed from the liquid phase by a unit mass of adsorbent and its concentration at a constant temperature. The adsorption isotherm is the basic requirement for designing any adsorption system [20]. Different adsorption isotherm models were used to determine the adsorption capacity of the activated Nando clay used in the bleaching of the crude palm oil and to obtain the best interpretation of the adsorption process.

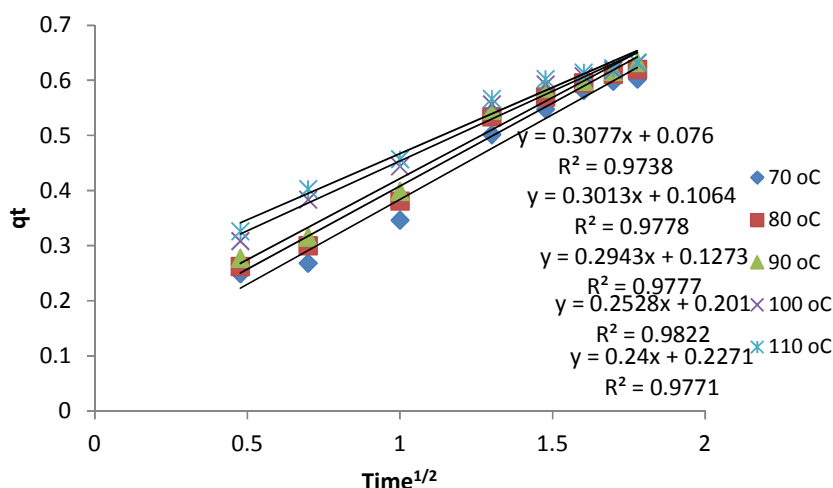


Fig. 6. Intra particle diffusion kinetic model plot

Table 4. Calculated batch kinetic parameters for the bleaching process

Kinetic model	Temperature°C				
	70	80	90	100	110
Pseudo-first order					
K_1	1.271	1.246	1.244	1.280	1.239
q_e	3.565	3.475	3.467	3.597	3.451
R^2	0.993	0.997	0.996	0.980	0.993
Pseudo-second order					
K_2	0.0130	0.0152	0.0186	0.0232	0.0252
q_e	6.579	6.667	6.944	7.092	7.692
R^2	0.983	0.990	0.996	0.998	0.999
Intra-particle diffusion					
K_d	2.009	2.178	2.421	2.710	3.119
A	0.229	0.222	0.217	0.205	0.194
R^2	0.978	0.993	0.993	0.983	0.973

3.6.1 Langmuir isotherm

The Langmuir model assumes that the uptake of the carotene molecules occurs on a homogeneous surface by monolayer adsorption [21].

The linear form

$$\frac{X_e}{x/m} = \frac{1}{a} + \frac{a}{b}X_e \quad (6)$$

For the Langmuir isotherm, the values of $X_e/(x/m)$ were plotted against X_e in Fig. 7 from where the Langmuir constants a and b were determined from the intercept and the slope of the linear plot and presented representing the adsorption equilibrium constant and maximum adsorption capacity respectively.

The value of “ a ” is a measure of the surface area of the clay. The high positive value of “ b ” indicates that Nando clay is good for the adsorptive bleaching of palm oil [22]. It was observed that the maximum adsorption capacity of Nando clay is about 36 to 42 mg/g. The R^2 values ranged from 0.957 to 0.984 for the activated Nando clay.

This shows that the adsorption of the carotene from the crude palm oil on the adsorbents followed Langmuir isotherm. The fact that the Langmuir isotherm fits the experimental data very well may be due to a homogeneous distribution of active sites on the activated clay. Some bleaching processes by some authors conformed to Langmuir model [6,14].

3.6.2 Freundlich isotherm

A linear form of the Freundlich isotherm is given as [23].

$$\log x/m = \log K_f + n \log X_e \quad (7)$$

Where x/m is the amount of adsorbate per unit mass of adsorbent (mg/g), X_e is the solute equilibrium concentration of adsorbate (mg/l).

Hence, the plot of $\log x/m$ against $\log X_e$ in Fig. 8 was used to investigate the Freundlich isotherm. The values of the Freundlich constants K_f and n were calculated from the intercept and the slope respectively. The constant K_f is a measure of the adsorption capacity while constant n is a measure of the intensity or favorability of adsorption. For beneficial adsorption, the value of n will be between 0 and 10 [24]. In this work,

all the values of n ranged from 0.4 to 1.2 showing beneficial adsorption of the carotene from the crude palm oil.

The correlation coefficient R^2 ranged from 0.956 to 0.993 indicating that the adsorption followed Freundlich isotherm model. Similar results were obtained by [16,24].

3.7 Thermodynamics Study

Thermodynamics properties were evaluated using parameters such as free energy change (ΔG^0), enthalpy change (ΔH^0), and entropy change (ΔS^0). ΔG^0 determines if the process is feasible and spontaneous or not, ΔH^0 determines if the process is exothermic or endothermic, and ΔS^0 determines the increase or decrease in the randomness of the process at the solid/solution interface. Reactions occur spontaneously at a given temperature if ΔG^0 is a negative quantity [25].

By plotting $\ln K_L$ against $1/T$ (absolute temperature) in Fig. 9, quantities ΔH and ΔS were calculated from the slope and intercept respectively.

The values of ΔS were positive suggesting favorable increased randomness. This is because the number of water molecules surrounding the adsorbate decreased during the adsorptive bleaching process and thus, the degree of freedom of the water molecules increased indicating that the degree of randomness at the solid-solution interface of the adsorption increased [16]. The adsorbed solvent molecules which were displaced by the adsorbate species gain more transitional entropy than is lost by the adsorbate ions/molecules, thus allowing for the prevalence of randomness in the system [14].

The positive values of ΔH indicate the endothermic nature of the bleaching process. This implies that more heat is needed as the reaction proceeds. The adsorption process in the solid-liquid system is a combination of two processes namely: the desorption of the solvent, molecules that have been adsorbed and the adsorption of the adsorbate species. In an endothermic process, the total energy adsorbed in bond breaking is more than the total energy released in the bond making between the adsorbate and the adsorbent. Hence, more energy is needed as the process progresses.

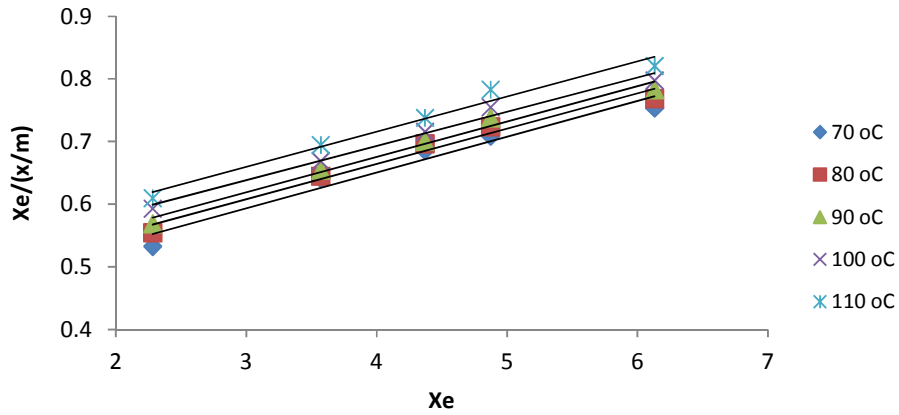


Fig. 7. Langmuir Isotherm for the bleaching process

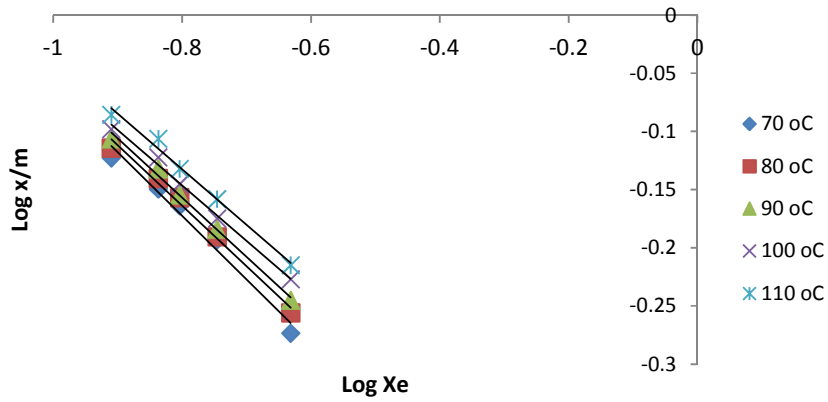


Fig. 8. Freundlich Isotherm for the bleaching process

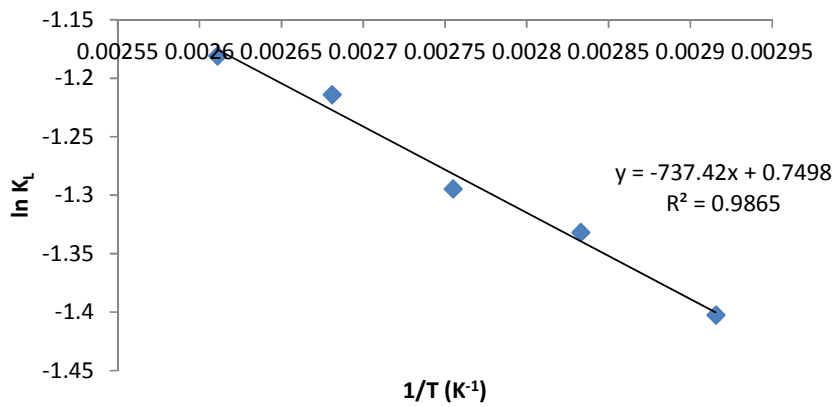


Fig. 9. Thermodynamics plot for the bleaching of palm oil

Table 5. Calculated batch isotherm parameters

Isotherm model	Temperature°C				
	70	80	90	100	110
Langmuir					
R _L	0.00040	0.00041	0.00042	0.00043	0.00046
b	41.667	40.768	39.768	39.074	36.446
a	2.375	2.283	2.227	2.110	2.041
R ²	0.957	0.975	0.982	0.984	0.976
Freundlich					
K	0.246	0.264	0.274	0.297	0.307
-n	0.546	0.519	0.508	0.476	0.476
R ²	0.976	0.990	0.993	0.993	0.989

The ΔG° was negative indicating that the bleaching process is spontaneous at that high temperature used. The values of ΔG° were approximately constant though with a slight increase as the temperature increases. A decrease in the negative values of ΔG° with an increase in temperature indicates that the adsorption process is more favorable at high temperatures [14].

Table 6. Thermodynamics parameters for the adsorbents

Temp (K)	ΔG° (KJ/mol)	ΔH° (KJ/mol)	ΔS (KJ/mol)
343	-3.999	6.127	3.982
353	-3.909		
363	-3.907		
373	-3.764		
383	-3.760		

3.8 Activation Energy

The linear form of the Arrhenius equation was used to determine the activation energy of the adsorption process.

$$\ln K = \ln A - \frac{E_a}{RT} \quad (8)$$

where K is the pseudo-second-order rate constant (g/mol min), A is the frequency factor (g/mol min), T is the absolute temperature (K), R is the gas constant (8.314 J/mol K) and E_a is the activation energy (KJ/mol).

The activation energy for Nando clay bleaching was 15.281 KJ. Generally, the activation energy for the process is high suggesting that much energy is required to initiate or start the bleaching process.

4. CONCLUSION

The use of low-cost adsorbent developed from Nando clay in adsorptive bleaching of palm oil was studied in this work. Acid activation method was used in preparing the clay. Adsorbent dosage, temperature and particle size was found to affect the bleaching efficiency. The equilibrium data were well described by the Langmuir and Freundlich kinetic models. Both the pseudo-first-order and the pseudo-second-order kinetic models describe efficiently the experimental data of the bleaching process. The equilibrium data were described better by Langmuir and Freundlich models for the adsorptive bleaching of palm oil. The thermodynamic study revealed that the adsorptive bleaching process is endothermic, spontaneous with an increase in entropy.

COMPETING INTERESTS

Authors have declared that no competing interests exist.

REFERENCES

1. Mohammed AR, Ruhul Amin SM, Shafiqul Alam AM. Removal of methylene blue from waste water using activated carbon prepared from rice husk. Dhaka Un. V. J. Sci. 2012;60(2):185-189.
2. Okolo JC, Adejumo BA. Effect of Bleaching on some quality attributes of Crude Palm Oil. IOSR Journal of Engineering. 2014;4(12):25-28.
3. Mustapha SI, Mohammed AA, Zakari AY, Mohammed HA. Performance evaluation of local clays from northern Nigeria for the refining of palm oil. Journal of Chemical

- Engineering and Materials Science. 2013;4(5):58 – 66.
4. Olagunju FI. Economics of palm oil processing in southwestern Nigeria. *International Journal of Agricultural Economics & Rural Development*. 2008; 1(2):69-77
 5. Analava M, Sutapa M. Health effects of Palm Oil. *Journal of Human Ecology*, 2009;26(3):197-203
 6. Nwabanne JT, Ekwu FC. Decolourization of palm oil by Nigerian local clay, a study of adsorption isotherms and bleaching kinetics. *International Journal of Multidisciplinary Sciences and Engineering*. 2013;4(1):20 – 27.
 7. Okwara CA, Osoka EC. Caustic activation of local clays for palm oil bleaching. *Journal of Engineering and Applied Science*. 2006;1(4):526–529
 8. Usman MA, Oribayo O, Adebayo AA. Bleaching of palm oil by activated local bentonite and kaolin clay from Afashio, Edo–Nigeria. *Chemical and Process Engineering Research*. 2013;10:1-12.
 9. Ajemba RO, Onukwuli OD. Process optimization of sulphuric acid leaching of alumina from Nteje clay using central composite rotatable design. *International Journal of Multidisciplinary Sciences and Engineering*. 2012;3(5):1–6.
 10. Onu CE, Nwabanne JT. Adsorption studies on the removal of Eriochrome Black-T from aqueous solution using Nteje clay. *SOP Transactions on Applied Chemistry*. 2014;1(2):14–25.
 11. Onu CE, Nwabanne JT. Application of response surface methodology in malachite green adsorption using Nteje clay. *Open Journal of Chemical Engineering and Science*. 2014;1(2):19–33.
 12. Ajemba RO, Onukwuli OD. Accessing influence of hydrochloric acid leaching on structural changes and bleaching performance of Nigerian clay from Udi. *Physicochemical Problems of Mineral Processing*. 2013;50(1):349-358.
 13. Usman MA, Oribayo O, Adebayo AA. Bleaching of palm oil by activated local bentonite and kaolin clay from Afashio, Edo – Nigeria. *Chemical and Process Engineering Research*. 2013;10:1-12
 14. Ajemba RO, Igbokwe PK, Onukwuli OD. Kinetics, equilibrium and thermodynamics studies of colour pigments removal from palm oil using activated Ukpok clay. *Archives of Applied Science Research* 2012;4(5):1958–1966.
 15. Arivoli S, Hema M, Martin PD. Adsorption of malachite green onto carbon prepared from Borassus bark. *The Arabian Journal for Science and Engineering*. 2009; 34(2A):31-43.
 16. Muhammad JI, Muhammad NA. Thermodynamics and kinetics of adsorption of dyes from aqueous media onto alumina. *Journal of American Oil Chemistry Society*. Pak 2010;32(4)419-428
 17. Simone MS, Klicia AS, Roberta C, Roland V, Christian S, WimDe G, et al. Adsorption of carotenes and phosphorus from palm oil onto acid activated bleaching earth: Equilibrium, kinetics and thermodynamics. *Journal of Food Engineering* 2012;118:341–349
 18. Ozer G, Safa AO, Adnan O. Adsorption kinetics of naphthalene onto organo-sepiolite from aqueous solutions, *Elsevier on Desalination* 2007;220:96-107.
 19. Goswami S, Ghosh UC. Studies on adsorption behavior of Cr(VI) onto synthetic hydrousstannic oxide. *Water S A*, 2005;31(4):597-602.
 20. Rajeshkannan R, Rajasimman M, Rajamohan N. Removal of malachite green from aqueous solution using *Hydrilla Verticillata*-optimisation, equilibrium and kinetic studies. *International Journal of Civil and Environmental Engineering*. 2010;2(4): 222-229.
 21. Sharma YC, Singh B, Uma P. Fast removal of malachite green by adsorption on rice husk activated carbon. *The Open Environment Pollution and Toxicology Journal*. 2009;1:74-78.
 22. Rohani BM. Process design of degumming and bleaching of palm oil. Thesis. Ministry of Science, Technology and Innovation, Malaysia. 2006;12 – 69.
 23. Ozacar M, Sengil AI. Adsorption of Reactive dyes on calcined alunite from aqueous solutions. *J. Hazardous Mater*. 2003;98:211-224.
 24. Ladhe UV, Wankhede SK, Patil VT, Patil PR. Adsorption of eriochrome black-T from aqueous solutions on activated carbon prepared from mosambi peel. *Journal of Applied Sciences in Environmental Sanitation*. 2011;6(2):149-154.

25. Abdessalem O, Ahmed W, Mourad B. Adsorption of Bentazon on activated carbon prepared from Lawsonia Inermis Wood. Equilibrium and thermodynamic studies. Arabian Journal of Chemistry. 2012;10:1016-1022.

© 2018 Joseph et al.; This is an Open Access article distributed under the terms of the Creative Commons Attribution License (<http://creativecommons.org/licenses/by/4.0>), which permits unrestricted use, distribution, and reproduction in any medium, provided the original work is properly cited.

Peer-review history:
The peer review history for this paper can be accessed here:
<http://www.sciencedomain.org/review-history/25522>